



HYDRAULIC EXCAVATOR MULCHER

UML/EX/VT 150
MULCHER WITH FIXED TEETH
ROTOR FOR EXCAVATORS

Weight between 14 and 20 tonne
*Up to 30 tonne when coupled with 'Hitch n Heel'



FEATURES


STANDARD EQUIPMENT ON NZ MODELS

| | |
|--|--|
| 'Hitch n Heel' excavator attachment | 110/60cc variable torque hydraulic piston motor |
| Anti dust machine body with enclosed motor | Polychain belt transmission |
| Hydraulic hood with enclosed drive | Hydraulic valve with flow control, anticavitation and relief functions |
| Welded counter blade | |
| Bolted dual row protection chains | |

OPTIONS

| |
|------------------------------------|
| Electric hood control valve |
| Multiple tooth options |
| Standard hitch |
| Custom factory builds upon request |



C/3 Standard Tooth C/3/SS Side Scraper Tooth



Motor Enclosed Frame perfectly protected from dirt and impact

Steel Counter-Blades helps mulch material into a smaller final size

Anti-Dust Rear Door revolutionary system for door opening/closing that prevents dirt from entering into the service areas of the machine



VT Variable Torque Motor to increase performance and reduce operating cost

Flow Control Valve to protect the motor from excessive flow

| UML/EX/VT 150 | Flow Rate (L/min) | | Pressure (bar) | | Excavator weight (t.) | | Working width (mm) | Weight (kg) | Max shredding diameter (mm) | No. of teeth |
|--------------------------------------|-------------------|-----|----------------|-----|-----------------------|-----|--------------------|-------------|-----------------------------|--------------|
| | min | max | min | max | min | max | | | | |
| Hydraulic Motor with Variable Torque | 150 | 200 | 250 | 350 | 14 | 30* | 1580 | 1240 | 200 | 32+2 |

Data refers to machine without options

STANDARD MULCHER PACKAGE INCLUDES

| |
|--|
| Active VMA 'Hitch n Heel' |
| Hydraulic Hose Kit (2x1", 2x3/8", 1x1/2") |
| Delivery, Custom Hydraulic Motor Setting and Commissioning |

