



**VEGETATION & AGRICULTURE**

# MOWER TRANSPORTER

## FIT WITH TOOLBOX, DOUBLE DECK OPTION AVAILABLE

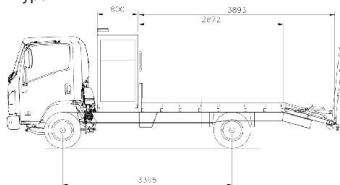
Beaver tailed transporter deck. Suitable for mowers and small machinery.




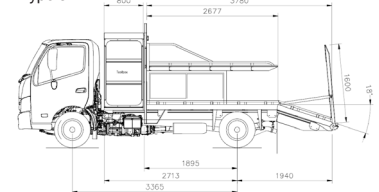
**FEATURES**

MODEL	TOOLBOX	MAIN DECK	UPPER DECK	BODY
<b>TYPE 1</b>	800mm (L)	2.7m x 2.2m (LxW)	N/A	3.8m (L)
<b>TYPE 2</b>	800mm (L)	2.8m x 2.2m (LxW)	N/A	3.8m (L)
<b>TYPE 3</b>	1625mm (L)	3.7m x 2.2m (LxW)	3.3m (L)	6.3m (L)

Type 2



Type 3



Type 1

**VEHICLE OPTIONS**

Type:	Truck ID:	Standard Wheelbase:	GVM:	Cab Type:
1	Isuzu NPR350c	2765mm	6500kg	Crew
	Hino 917c	2810mm	8500kg	
2	Isuzu NPR250m	2525mm	5500kg	Single
	Isuzu NPR350m	3365mm	6500kg	
3	Hino 717	3430mm	6500kg	Single
	Isuzu NPR450L	4175mm	7500kg	
	Hino 917 X-long	4200mm	8500kg	

Listed models we currently have drawings for. Custom truck options are available on request.

